

# SPOT Series

## Swimming Pool Pumps



U.S. Fluid Tech Corp.

- ✓ Case, adapter & back plate are cast iron Cl.30 construction.
- ✓ Impeller, sleeve and wear ring, are brass construction.
- ✓ Epoxy coated inside and out.
- ✓ The screws, impeller washer and case screws, are Stainless steel.
- ✓ The back pull-out design allows quick and easy Maintenance, without disturbing the piping.
- ✓ Carbon-Ceramic and Buna-N, mechanical seal.
- ✓ Impeller dynamically balanced for longer motor bearing life.
- ✓ High water flow capabilities for maximum performance.
- ✓ Pump-ends available for single or three-phases motors, 60Hz, JM-NEMA Frames, 5, 7.5, 10, 15HP.
- ✓ To be used in commercial and large residential pools.

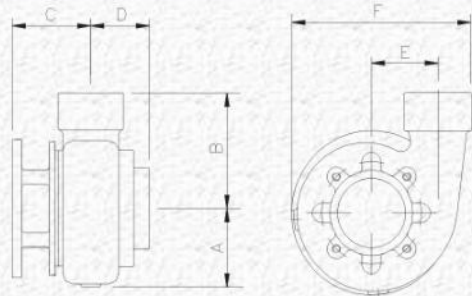
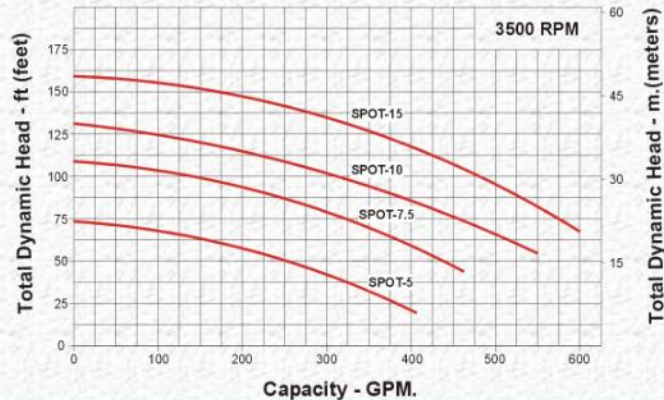
Cast Iron Pumps, Epoxy Coated, Bronze Impeller



# Swimming Pool Pumps, Without Trap

## U.S. Fluid Tech Corp.

### PERFORMANCE CURVES

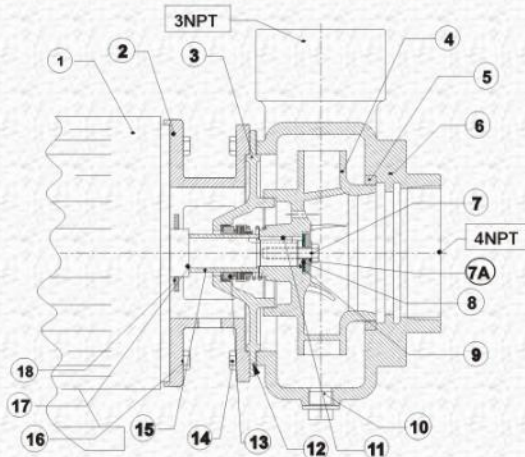


### DIMENSIONS

PUMP END MODEL	THREADED NPT Suc x Disc	NEMA FRAME	DIMENSIONS (mm)					
			A	B	C	D	E	F
SPOT-5	4" x 3"	184 JM	125	192	134	95	145	300
SPOT-7.5	4" x 3"	213-215JM	125	192	134	95	145	300
SPOT-10	4" x 3"	213-215JM	125	192	134	95	145	300
SPOT-15	4" x 3"	215 JM	125	192	134	95	145	300

Weight: 55 lbs

### CONSTRUCTION DATA



PUMP CONSTRUCTION DATA			
No	PART	MATERIALS	MAT. STANDARDS
1	MOTOR		NEMA JM
2	ADAPTER	CAST IRON	ASTM A-48 CL 30
3	BACK PLATE	CAST IRON	ASTM A-48 CL 30
4	IMPELLER	BRONZE	SAE 40
5	WEAR RING	BRONZE	SAE 40
6	CASING	CAST IRON	ASTM A-48 CL 30
7	IMPELLER SCREW	STAINLESS STEEL	SS-304
7A	WASHER GASKET M.	COPPER	
8	IMPELLER WASHER	STAINLESS STEEL	SS-304
9	GASKET WASHER	PAPER FIBER	
10	DRAIN PLUG	BRONZE	YELLOW BRASS
11	KEY	STEEL	AISI 1010 or 1020
12	CASE GASKET	PAPER FIBER	
13	MECHANICAL SEAL	1.1/4"-TYPE 21	CARBON-CERAMIC
14	CASE BOLTS	STAINLESS STEEL	SS-304
15	SHAFT SLEEVE	BRONZE	YELLOW BRASS
16	MOTOR SCREWS	CARBON STEEL	GR. 2
17	SLEEVE O-RING	ELASTOMER	BUNA-N
18	WATER SLINGER	ELASTOMER	BUNA-N

## Centrifugal End Suction

Spot-5

Spot-7.5

Spot-10

Spot-15